



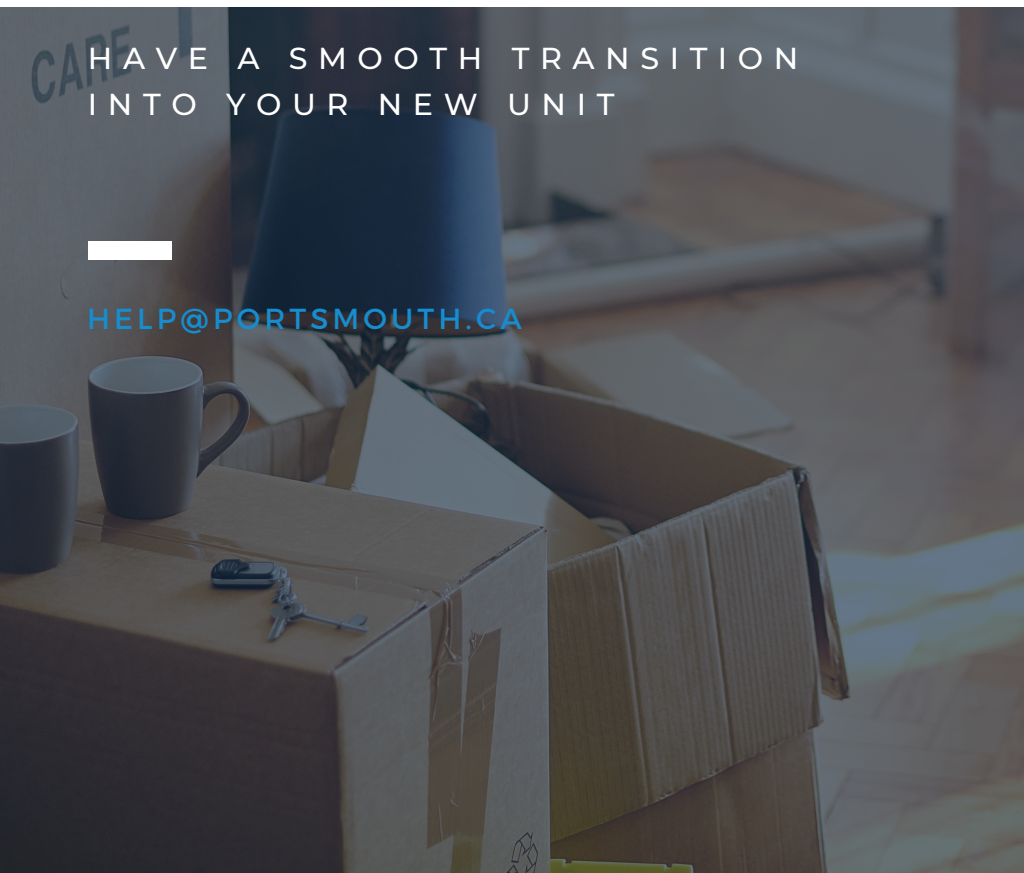
**Portsmouth**  
Residential

# MOVE IN UNIT GUIDE

HAVE A SMOOTH TRANSITION  
INTO YOUR NEW UNIT



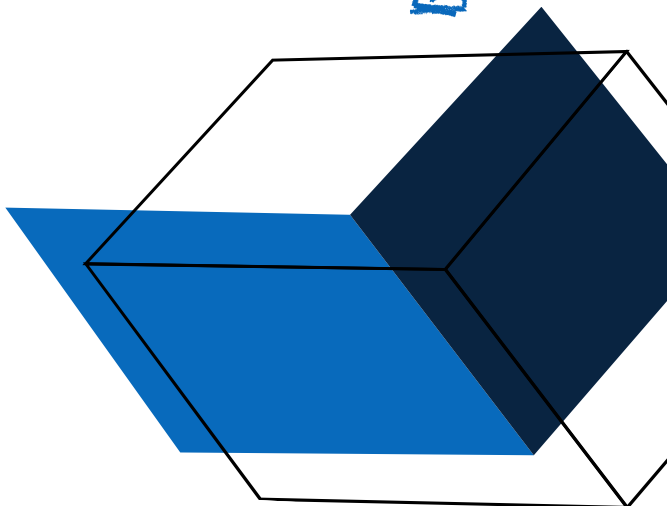

[HELP@PORTSMOUTH.CA](mailto:HELP@PORTSMOUTH.CA)





# WELCOME TO YOUR NEW HOME!

WE'VE PUT TOGETHER A GUIDE WITH ALL THE INFO YOU NEED TO KNOW. THIS GUIDE COVERS EVERYTHING FROM UTILITIES TO PARKING, AND WE HOPE IT WILL ANSWER ANY QUESTIONS YOU MAY HAVE ABOUT MOVING IN.





## TIPS ON MOVING IN AND MAKING THE MOST OF YOUR NEW SPACE

Moving into a new unit can be an exciting experience. However, there are some things to consider that may help you make the most of your space and make your transition smooth.

Creating an inventory list is a great way to stay on top of all the belongings in your unit, so nothing gets left behind or misplaced. Additionally, using storage containers and some creative decorating can maximize the utility of your limited space while ensuring all of your items stay organized and tidy.


Considering who you'll be living near in the building can also be helpful: you may be able to pool resources with other tenants, such as lawn mowers or ladders, reducing costs and making it easier to get some of the necessary tasks for home ownership done more efficiently. Taking the extra time upfront to plan out your move-in process will make adjusting to your new space much simpler and pleasurable in the long run!

**WHEN YOU MOVE IN TO YOUR NEW UNIT, THERE ARE A FEW THINGS THAT SHOULD BE DONE TO ENSURE THAT YOU HAVE AN EASY TRANSITION.**



First, make sure to read the unit guide, lease and other documents to familiarize yourself with the rules and regulations in your building. It's important to understand what is expected of you as a tenant, as well as any restrictions that may be in place for pets or noise levels.

Second, create an inventory list so that you can keep track of all of your belongings; this will help you keep your space organized and clutter-free.



3 Contact the necessary service providers, such as electric and water companies, to ensure that all of your utilities are set up properly.

**WHEN YOU MOVE IN TO YOUR NEW UNIT, THERE ARE A FEW THINGS THAT SHOULD BE DONE TO ENSURE THAT YOU HAVE AN EASY TRANSITION.**



**4**

To ensure the safety of your rental, it's essential that you inform Portsmouth of all damages in a timely manner and routinely check both your smoke and carbon monoxide alarms. Doing so will help keep your space safe and secure.

Get to know your neighbours! Building a friendly relationship with those around you is an important part of transitioning into a new home.

**5**



**6**

Finally, enjoy your new space and make the most of it by exploring the local area and taking advantage of any nearby amenities.



We hope that these tips will help you move in and make your transition as smooth as possible!

We want to make the moving process as easy and stress-free as possible. If you need any help or have questions about the move-in unit guide, please don't hesitate to reach out! We're available at [help@portsmouth.ca](mailto:help@portsmouth.ca) and would be more than happy to answer any questions and provide additional support.